

# **S.R.I Hardware**

## **DOOR HINGES**

S.R.I Hardware Company Limited  
Factory Address: A building, No 111, long wan li, jianghai 2nd  
road, Jianghaidistrict, Jiangmen, Guangdong, China  
Tel: 0750-3813786 Fax: 0750-3837167  
Email : sales2@jmsrihardware.com

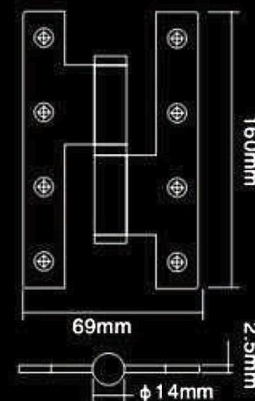
[www.jmsrihardware.com](http://www.jmsrihardware.com)



## DH-031

Stainless Steel H shape Hinge  
 Material : SUS304 Stainless Steel  
 Finish: SS . PS . PVD . AB . AC  
 Optional Size:

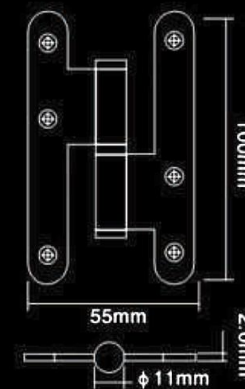
Dimension (L"x W"x T")
Φ12 - 4 x 3 x 2.5 mm
Φ12 - 4 x 3 x 3.0 mm
Φ14 - 4 x 3 x 2.5 mm



## DH-032

Stainless Steel H shape Hinge  
 Material : SUS304 Stainless Steel  
 Finish: SS . PS . PVD . AB . AC  
 Optional Size:

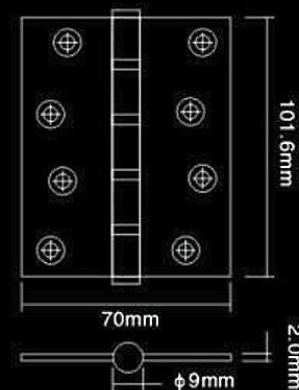
Dimension (L"x W"x T")
Φ11 - 4 x 3 x 2.0 mm
Φ12 - 4 x 3 x 3.0 mm



## DH-033

Stainless Steel H shape Hinge  
 Material : SUS304 Stainless Steel  
 Finish: SS . PS . PVD . AB . AC  
 Optional Size:

Dimension (L"x W"x T")
Φ9 - 4 x 3 x 2.0 mm
Φ9 - 4 x 3 x 3.0 mm





## DH-001

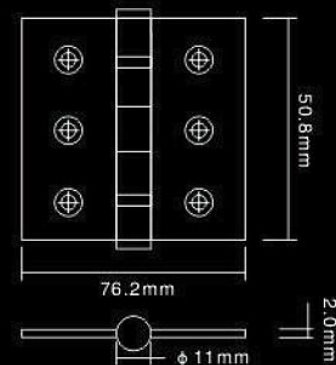
Stainless Steel Double Washers Hinge

Material : SUS304 Stainless Steel

Finish: SS . PS . PVD . AB . AC

Optional Size:

Dimension (L"x W"x T")
Φ11 - 3 x 3 x 2.0 mm
Φ11 - 3 x 2.5 x 2.0 mm
Φ11 - 3 x 3 x 2.0 mm



## DH-002

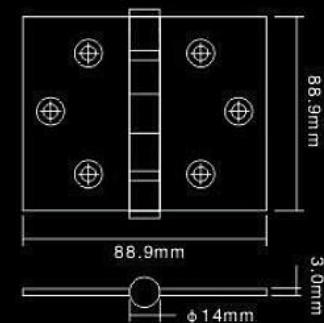
Stainless Steel Double Wahser Hinge

Material : SU3304 Stainless Steel

Finish : SS , PS , PVD , AB , AC

Optional Size:

Dimension (L"x W"x T")
Φ11 - 3.5 x 3.5 x 2.0 mm
Φ12 - 3.5 x 3.5 x 2.5 mm
Φ14 - 3.5 x 3.5 x 3.0 mm



## DH-003

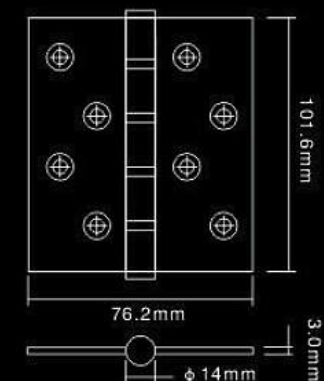
Stainless Steel Double Wahser Hinge

Material : SU3304 Stainless Steel

Finish : SS , PS , PVD , AB , AC

Optional Size:

Dimension (L"x W"x T")
Φ14 - 4 x 3 x 3.0 mm
Φ14 - 4 x 3.5 x 3.0 mm
Φ14 - 4 x 4 x 3.5 mm
Φ11 - 4 x 3 x 2.0 mm
Φ12 - 4 x 3 x 2.5 mm





## DH-004

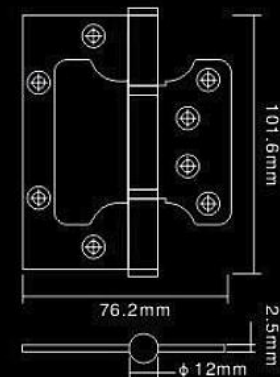
Stainless Steel Hinges

Material : SU3304 Stainless Steel

Finish : SS , PS , PVD , AB , AC

Optional Size:

Dimension (L"x W"x T")
Φ12 - 4 x 3 x 2.5 mm
Φ14 - 4 x 3 x 3.0 mm



## DH-004

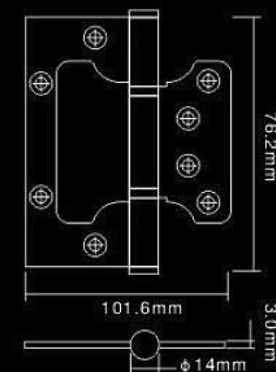
Stainless Steel Hinges

Material : SU3304 Stainless Steel

Finish : SS , PS , PVD , AB , AC

Optional Size:

Dimension (L"x W"x T")
Φ12 - 4 x 3 x 2.5 mm
Φ14 - 4 x 3 x 3.0 mm



## DH-005

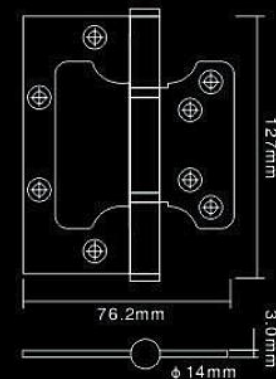
Stainless Steel Hinges

Material : SU3304 Stainless Steel

Finish : SS , PS , PVD , AB , AC

Optional Size:

Dimension (L"x W"x T")
Φ12 - 4 x 3 x 2.5 mm
Φ14 - 4 x 3 x 3.0 mm





## DH-006

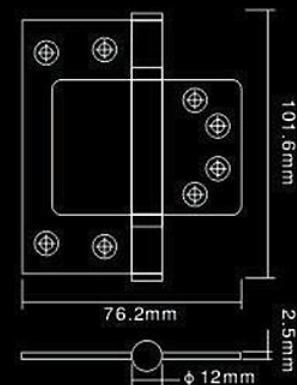
Stainless Steel Hinges

Material : SU3304 Stainless Steel

Finish : SS , PS , PVD , AB , AC

Optional Size:

Dimension (L"x W"x T")
Φ12 - 5 x 3 x 2.5 mm
Φ14 - 5 x 3 x 3.0 mm



## DH-007

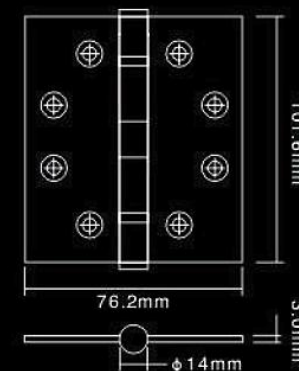
Stainless Steel Double Washers Hinge

Material : SU3304 Stainless Steel

Finish : SS , PS , PVD , AB , AC

Optional Size:

Dimension (L"x W"x T")
Φ11 - 4 x 3 x 2.0 mm
Φ12 - 4 x 3 x 2.5 mm
Φ14 - 4 x 3 x 3.0 mm
Φ14 - 4 x 4 x 3.0mm



## DH-008

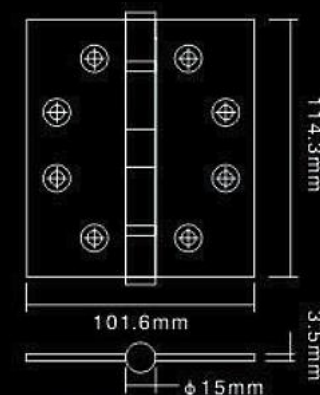
Stainless Steel Double Washers Hinge

Material : SU3304 Stainless Steel

Finish : SS , PS , PVD , AB , AC

Optional Size:

Dimension (L"x W"x T")
Φ14 - 4.5 x 4 x 3.0 mm
Φ15 - 4.5 x 4 x 3.5 mm
Φ14 - 4.5 x 4.5 x 3.5 mm
Φ15 - 4.5 x 4.5 x 3.5mm
Φ18 - 4.5 x 4.5 x 4.6mm





## DH-009

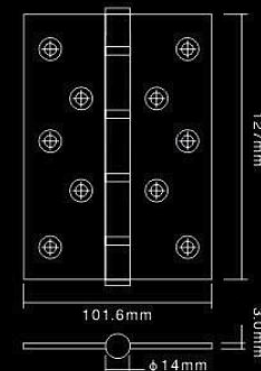
Stainless Steel 4 Bearing Hinge

Material : SU3304 Stainless Steel

Finish : SS , PS , PVD , AB , AC

Optional Size:

Dimension (L"x W"x T")
Φ12 - 5 x 3 x 2.5 mm
Φ14 - 5 x 3 x 3.0 mm



## DH-010

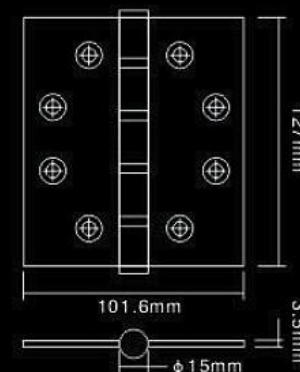
Stainless Steel Heavy Hinge

Material : SU3304 Stainless Steel

Finish : SS , PS , PVD , AB , AC

Optional Size:

Dimension (L"x W"x T")
Φ14 - 5x 4 x 3.0 mm
Φ15 - 5 x 4 x 3.5 mm
Φ14 - 5 x 4.5 x 3.0 mm
Φ15 - 5 x 5 x 3.0mm



## DH-012

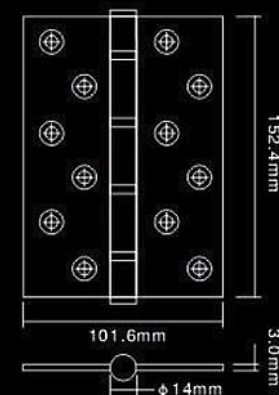
Stainless Steel Heavy Hinge

Material : SU3304 Stainless Steel

Finish : SS , PS , PVD , AB , AC

Optional Size:

Dimension (L"x W"x T")
Φ14 - 6x 4 x 3.0 mm
Φ16 - 6x 4 x 3.0 mm
Φ18 - 6x 4 x 4.0 mm
Φ18 - 6x 5 x 4.0 mm





## DH-013

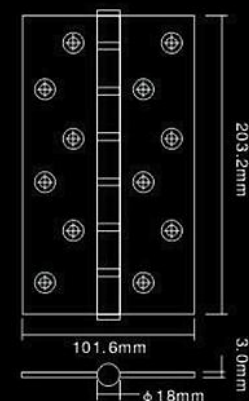
Stainless Steel Heavy Hinge

Material : SU3304 Stainless Steel

Finish : SS , PS , PVD , AB , AC

Optional Size:

Dimension (L"x W"x T")
Φ14 - 8x 4 x 3.0 mm
Φ16 - 8x 4 x 3.0 mm
Φ18 - 8x 4.5 x 4.8 mm
Φ18 - 8x 5 x 4.8 mm
Φ18 - 8x 6 x 4.8 mm



## DH-019

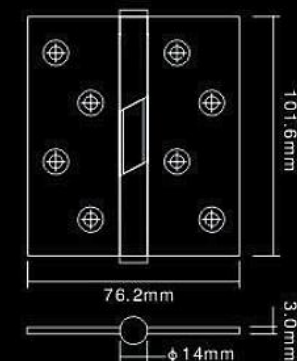
Stainless Steel Lifting Hinge

Material : SU3304 Stainless Steel

Finish : SS , PS , PVD , AB , AC

Optional Size:

Dimension (L"x W"x T")
Φ11 - 4 x 3 x 2.0 mm
Φ14 - 4 x 3 x 3.0 mm



## DH-020

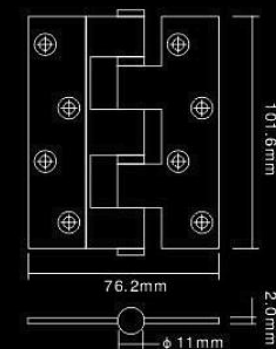
Stainless Steel Flexure Hinge

Material : SU3304 Stainless Steel

Finish : SS , PS , PVD , AB , AC

Optional Size:

Dimension (L"x W"x T")
Φ11 - 3 x 3 x 2.0 mm
Φ12 - 4 x 3 x 2.0 mm





## DH-021

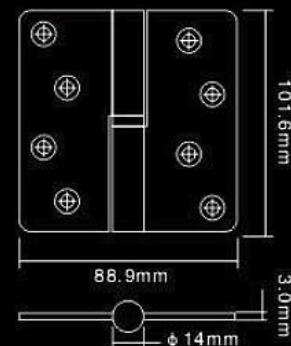
Stainless Steel Three Teeth Hinge

Material : SU3304 Stainless Steel

Finish : SS , PS , PVD , AB , AC

Optional Size:

Dimension (L"x W"x T")
Φ13 - 4 x 3.5 x 2.7 mm
Φ14 - 4 x 3.5 x 3.0 mm



## DH-022

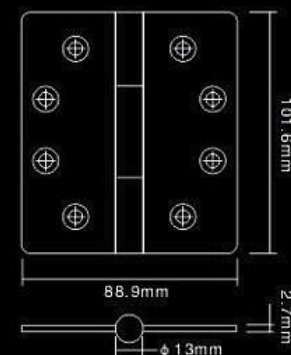
Stainless Steel Fillet Removing Hinge

Material : SU3304 Stainless Steel

Finish : SS , PS , PVD , AB , AC

Optional Size:

Dimension (L"x W"x T")
Φ13 - 4 x 3.5 x 2.7 mm
Φ14 - 4 x 3.5 x 3.0 mm



## DH-023

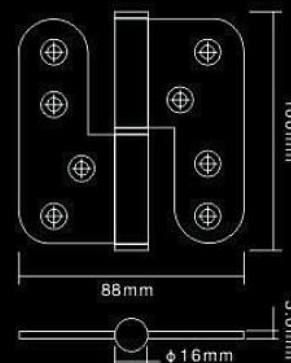
Stainless Steel Left&Right Hinge

Material : SU3304 Stainless Steel

Finish : SS , PS , PVD , AB , AC

Optional Size:

Dimension (L"x W"x T")
Φ16 - 100 x 88 x 3.0 mm
Φ16 - 100 x 89 x 3.0 mm







## DH-024


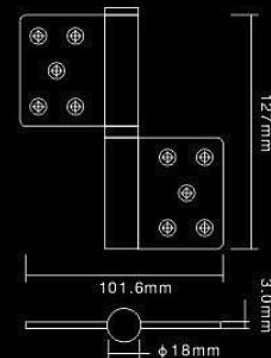
Stainless Steel Flag Hinge

Material : SU3304 Stainless Steel

Finish : SS , PS , PVD , AB , AC

Optional Size:

Dimension (L"x W"x T")
Φ18 - 5 x 4 x 3.0 mm
Φ18 - 5 x 5 x 3.0 mm



## DH-025

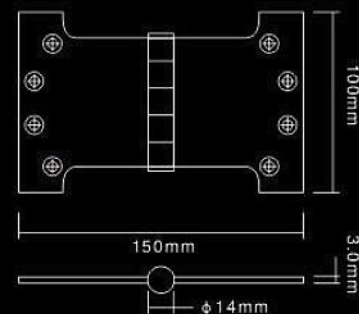
Stainless Steel Double Washer Hinge

Material : SU3304 Stainless Steel

Finish : SS , PS , PVD , AB , AC

Optional Size:

Dimension (L"x W"x T")
Φ14 - 100 x 125 x 3.0 mm
Φ14 - 100 x 150 x 3.0 mm
Φ15 - 100 x 180 x 3.5 mm
Φ15 - 100 x 200 x 3.5 mm



## DH-026

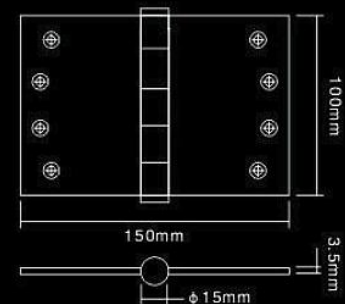
Stainless Steel Double Washer Hinge

Material : SU3304 Stainless Steel

Finish : SS , PS , PVD , AB , AC

Optional Size:

Dimension (L"x W"x T")
Φ15 - 100 x 150 x 3.5 mm
Φ15 - 100 x 180 x 3.5 mm
Φ15 - 100 x 200 x 3.5 mm
Φ15 - 100 x 230 x 3.5 mm





## DH-027

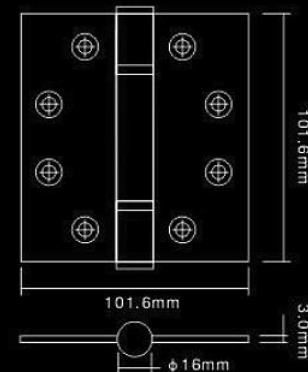
Stainless Steel Double Washers Hinge

Material : SUS304 Stainless Steel

Finish : SS , PS , PVD , AB , AC

Optional Size:

Dimension (L"x W"x T")
Φ16 - 4 x 3 x 3.0 mm
Φ16 - 4 x 3.5 x 3.0 mm
Φ18 - 4 x 4 x 3.0 mm



## DH-028

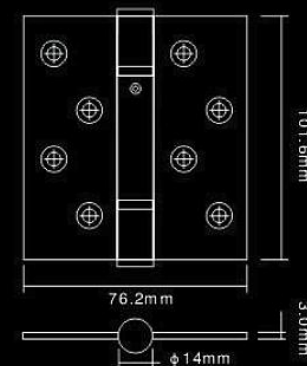
Stainless Steel Positioning Hinge

Material : SUS304 Stainless Steel

Finish : SS , PS , PVD , AB , AC

Optional Size:

Dimension (L"x W"x T")
Φ14 - 4 x 3 x 3.0 mm
Φ14 - 5 x 4 x 3.0 mm
Φ14 - 6 x 4 x 3.0 mm



## DH-029

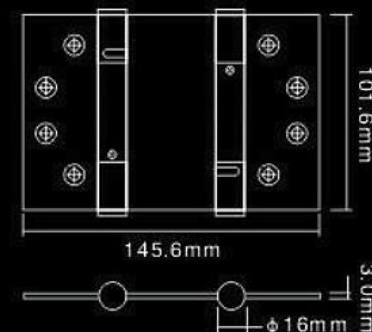
Stainless Steel Heavy Duty Hinge

Material : SUS304 Stainless Steel

Finish : SS , PS , PVD , AB , AC

Optional Size:

Dimension (L"x W"x T")
Φ16 - 4 x 4 x 3.0 mm
Φ16 - 5 x 4 x 3.0 mm
Φ16 - 6 x 4 x 3.0 mm

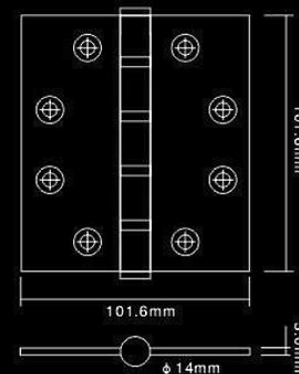




## DH-030

Stainless Steel Electronic Hinge  
 Material : SUS304 Stainless Steel  
 Finish : SS , PS , PVD , AB , AC  
 Optional Size:

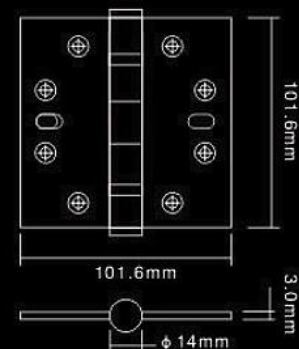
Dimension (L"x W"x T")
Φ14 - 4 x 4 x 3.0 mm
Φ15 - 4.5 x 4 x 3.0 mm
Φ18 - 4.5 x 4 x 4.5 mm



## DH-031

Stainless Steel Anti-Theft Buckle Hinge  
 Material : SUS304 Stainless Steel  
 Finish : SS , PS , PVD , AB , AC  
 Optional Size:

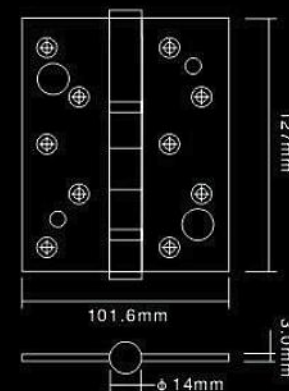
Dimension (L"x W"x T")
Φ14 - 4 x 4 x 3.0 mm
Φ14 - 4 x 4 x 3.0 mm
Φ14 - 5 x 4 x 3.0 mm
Φ14 - 6x 4 x 3.0 mm



## DH-032

Stainless Steel Double Pry Anti-Theft Hinge  
 Material : SUS304 Stainless Steel  
 Finish : SS , PS , PVD , AB , AC  
 Optional Size:

Dimension (L"x W"x T")
Φ14 - 4 x 4 x 3.0 mm
Φ12 - 5x 3 x 3.0 mm
Φ14 - 5 x 4 x 3.0 mm





## DH-033

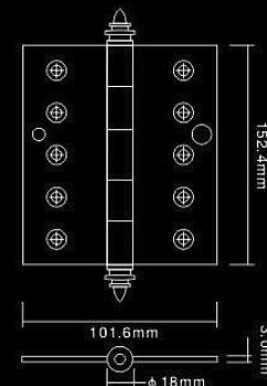
Stainless Steel Anti-Pry Hinge

Material : SUS304 Stainless Steel

Finish : SS , PS , PVD , AB , AC

Optional Size:

Dimension (L"x W"x T")
Φ14 - 6 x 4 x 3.0 mm
Φ18 - 6 x 4 x 3.0 mm
Φ18 - 6 x 4 x 4.0 mm



## DH-034

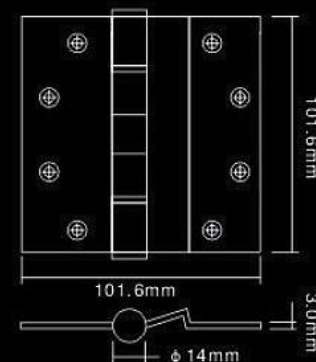
Stainless Steel Flexure Hinge

Material : SUS304 Stainless Steel

Finish : SS , PS , PVD , AB , AC

Optional Size:

Dimension (L"x W"x T")
Φ14 - 4 x 3 x 3.0 mm
Φ14 - 5 x 4 x 3.0 mm



## DH-035

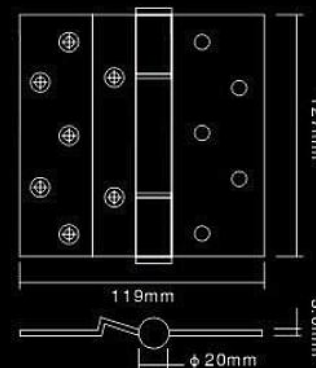
Stainless Steel Flexure Hinge

Material : SUS304 Stainless Steel

Finish : SS , PS , PVD , AB , AC

Optional Size:

Dimension (L"x W"x T")
Φ20 - 127 x 127 x 3.0 mm
Φ20 - 129 x 127 x 3.0 mm
Φ20 - 149 x 127 x 3.0 mm





## DH-039

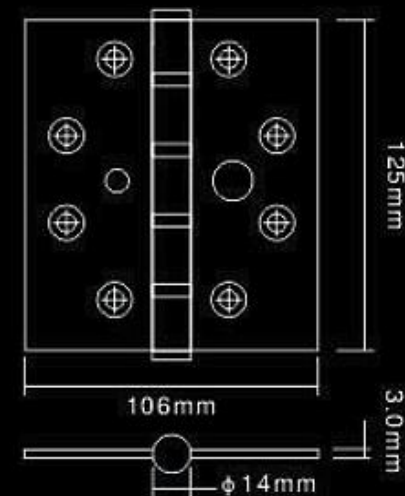
Stainless Steel Anti-theft Hinge

Material : SUS304 Stainless Steel

Finish : SS , PS , PVD , AB , AC

Optional Size:

Dimension (L"x W"x T")
Φ14 - 6 x 4 x 3.0 mm
Φ18 - 6 x 4 x 4.0 mm
Φ20 - 5 x 4 x 3.0 mm



## DH-036

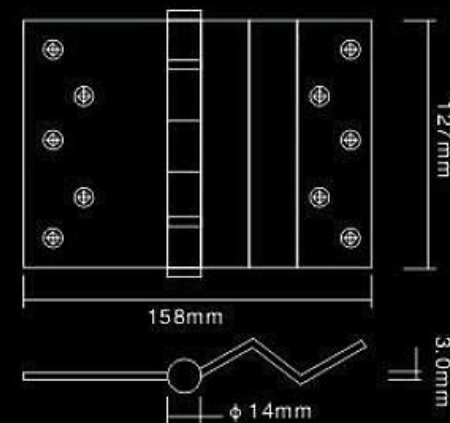
Stainless Steel Flexure Hinge

Material : SUS304 Stainless Steel

Finish : SS , PS , PVD , AB , AC

Optional Size:

Dimension (L"x W"x T")
Φ14 - 6 x 4 x 3.0 mm
Φ14 - 6 x 4 x 4.0 mm





## DH-037

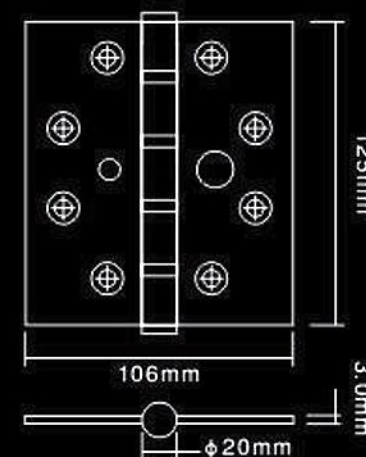
Stainless Steel Anti-theft Hinge

Material : SUS304 Stainless Steel

Finish : SS , PS , PVD , AB , AC

Optional Size:

Dimension (L"x W"x T")
Φ14 - 4 x 3 x 3.0 mm
Φ14 - 4 x 4 x 3.0 mm
Φ14 - 5 x 4 x 3.0 mm
Φ14 - 6 x 4 x 3.0 mm
Φ20 - 6 x 4 x 3.0 mm



## DH-038

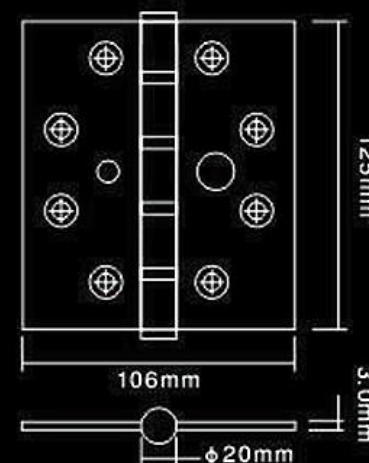
Stainless Steel Anti-theft Hinge

Material : SUS304 Stainless Steel

Finish : SS , PS , PVD , AB , AC

Optional Size:

Dimension (L"x W"x T")
Φ14 - 4 x 4 x 3.0 mm
Φ12 - 5 x 3 x 3.0 mm
Φ14 - 5 x 4 x 3.0 mm
Φ20 - 5 x 4 x 3.0 mm



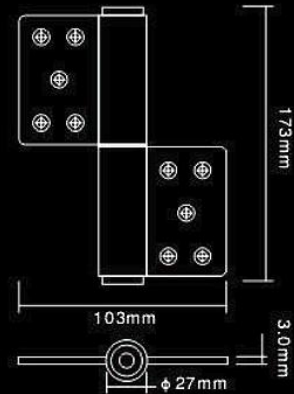


## DH-039

Material : SUS304 Stainless Steel

Finish : SS , PS , PVD , AB , AC

Features: Open 95-165 Degree, can be freely positioned with smoke doors , slotted hinges, door closers ect functions

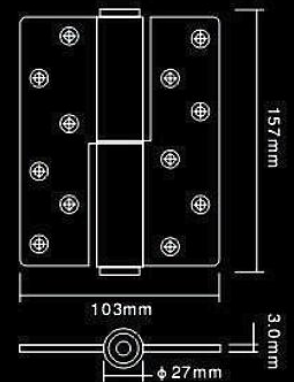


## DH-040

Material : SUS304 Stainless Steel

Finish : SS , PS , PVD , AB , AC

Features: Open 95-165 Degree, can be freely positioned with smoke doors , slotted hinges, door closers ect functions

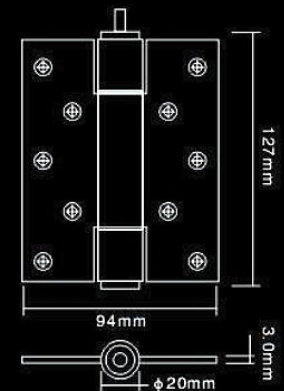


## DH-041

Material : SUS304 Stainless Steel

Finish : SS , PS , PVD , AB , AC

Features: Open 95-165 Degree, can be freely positioned with smoke doors , slotted hinges, door closers ect functions





## ZD-005

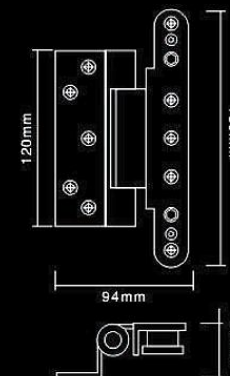
Germany Style 3D Adjustable Concealed Hinge

Material : SUS304 Stainless Steel

Finish : SS , PS , PVD , AB , AC

Opening Angle : 180 Degree

Max Door Load : 120KG



## ZD-006

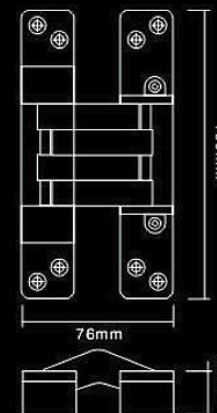
Solid Casting 3D Adjustable Concealed Hinge

Material : SUS304 Stainless Steel

Finish : SS , PS , PVD , AB , AC

Opening Angle : 180 Degree

Max Door Load : 180KG



## ZD-007

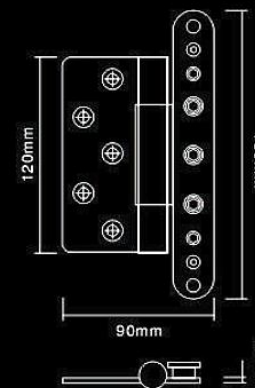
Germany Style 3D Adjustable Concealed Hinge

Material : SUS304 Stainless Steel

Finish : SS , PS , PVD , AB , AC

Opening Angle : 180 Degree

Max Door Load : 120KG







## ZD-002

### 3D Adjustable Concealed Hinge

Material : Zinc Alloy

Finish : Chrome Sand, Sand Nickel ,  
Chrome Pearls , Perals Nickle

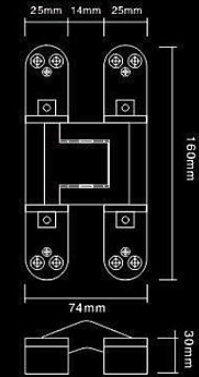
Opening Angle : 180 Degree

Max Door Weight With 2 Hinges : 50KG

Max Door Thickness : 35mm

Max Door Width : 850mm

Slim Design For Thin Door : 21mm



## ZD-003

### 3D Adjustable Concealed Hinge

Material : Zinc Alloy

Finish : Chrome Sand, Sand Nickel ,  
Chrome Pearls , Perals Nickle

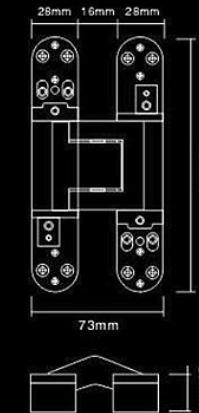
Opening Angle : 180 Degree

Max Door Weight With 2 Hinges : 80KG

Max Door Thickness : 40mm

Max Door Width : 1000mm

Slim Design For Thin Door : 24mm



## ZD-004

### 3D Adjustable Concealed Hinge

Material : Zinc Alloy

Finish : Chrome Sand, Sand Nickel ,  
Chrome Pearls , Perals Nickle

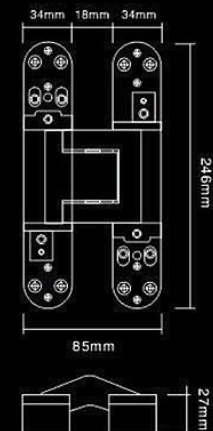
Opening Angle : 180 Degree

Max Door Weight With 2 Hinges : 120KG

Max Door Thickness : 45mm

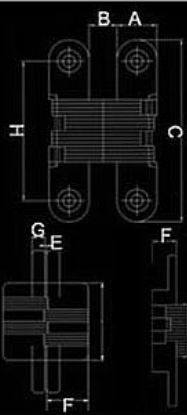
Max Door Width : 1300mm

Slim Design For Thin Door : 26.5mm





(mm)	Zinc alloy							Solid SUS304		
	AG-001 (34X140)	AG-002 (28X118)	AG-003 (25X118)	AG-004 (19X95)	AG-005 (16X70)	AG-006 (13X60)	AG-007 (13X45)	CG-001 (28X118)	CG-002 (25X118)	CG-003 (19X95)
<b>Dimension</b>										
<b>A</b>	34	28	25	19	16	13	13	28	25	19
<b>B</b>	27.5	21.5	17.5	12.5	11	8	9	21.5	17	11
<b>C</b>	138.5	118	117.5	95	70	60.6	45	118	118	95
<b>D</b>	74.5	61.5	64	51.2	34	30.5	18	61.5	65.3	52.5
<b>E</b>	1.6	1.4	1.6	1.2	0.8	0.8	0.8	1.4	1	1.4
<b>F</b>	51	41	36	27	22.5	17.5	18	41	36.5	26.5
<b>G</b>	11	9.5	11.2	9	7.4	6.2	5	9.5	11.3	9
<b>H</b>	113.5	93	90	73	51	47	30.5	85	91	73.5
<b>NW/PCS</b>	1400g	784g	662g	310g	160g	85g	55g	885g	665g	375g
<b>Weight Support</b>	50KG	40KG	35KG	25KG	15KG	10KG	5KG	50KG	50KG	50KG



## ZD-008

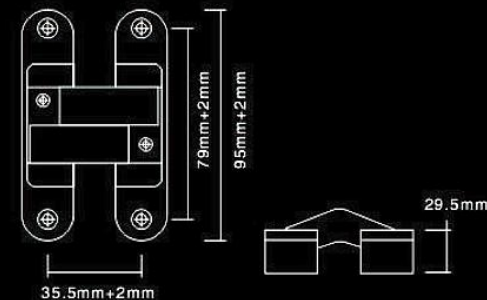
Adjustable Concealed Hinge

Material : Zinc Alloy

Finish : Chrome Sand, Sand Nickel ,  
Chrome Pearls , Perals Nickle

Max Door Load : 60KG

Features: Hidden Installation ,  
three-dimensional adjustable range.



## ZD-009

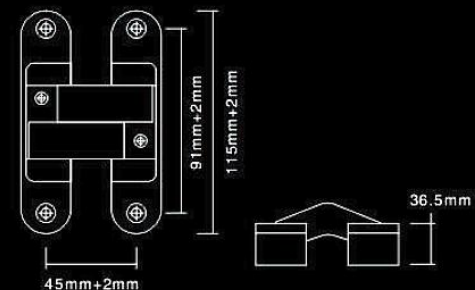
Adjustable Concealed Hinge

Material : Zinc Alloy

Finish : Chrome Sand, Sand Nickel ,  
Chrome Pearls , Perals Nickle

Max Door Load : 60KG

Features: Hidden Installation ,  
three-dimensional adjustable range.





## AH-003

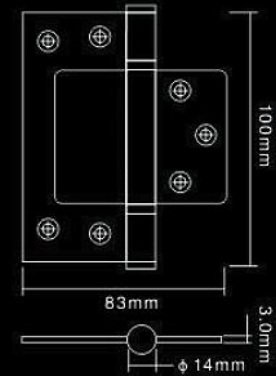
Aluminum Composite Hinge

Material : Aluminum

Finish : PC , PB , SC

Optional Size:

Dimension (L"x W"x T")
4 x 3 x 2.0 mm
4 x 3 x 2.5 mm
4 x 4 x 3.0 mm



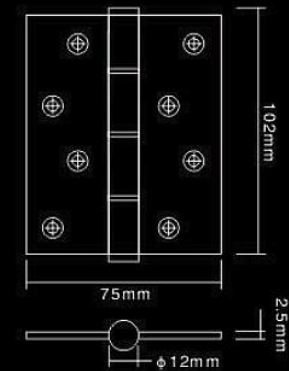
## AH-004

Aluminum Damping Hinge

Material : Aluminum

Finish : PC , PB , SC

Production Characteristics: smooth opening, no gap, mut:



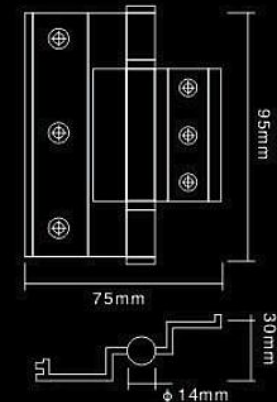
## AH-005

The Aluminum Hinge

Material : Aluminum

Finish : PC , PB , SC

Production Characteristics: smooth opening, no gap, mut.





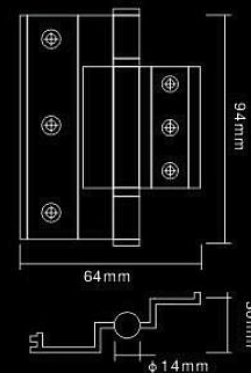
## AH-006

The Aluminum Hinge

Material : Aluminum

Finish : PC , PB , SC

Production Characteristics:smooth opening,  
no gap, mute.



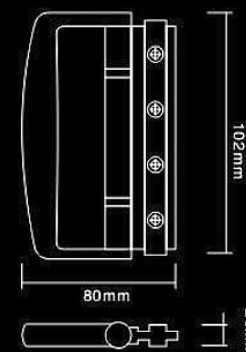
## AH-007

Aluminum Handle Hinge

Material : Aluminum

Finish : PC , PB , SC

Production Characteristics:smooth opening,  
no gap, mute.



## AH-008

Aluminum Pulley Hinge

Material : Aluminum

Finish : Brown , Golden

Production Characteristics:smooth opening,  
no gap, mute.

